

Mrs Bathgate's Kindergarten

END
MOTOR



All Roads Lead
To Learning!

Florence Brassler
2021-2022




About Mrs. Bathgate

- Teaching for 23 years
- This is my 16th kindergarten class
- Taught second grade for 11 years
- Graduated from University of Delaware and Nazareth College
- Has three kids (Dawson age 23, Gavin age 20 , and Merrick age 11)
- Been married for 25 years.
- Loves running and cooking



Diva



Bo-grand cat



8:50-9:25

Morning Routine



1. Get breakfast
2. Unpack book bags
3. Order Lunch/Lunch boxes out
4. Signed home folder on chair
5. Morning Work
6. Station Time



Typical Day Includes

Arrival

Arrival Activities

English Language Arts
(Reading, Writing, Listening, & Speaking)

SPOT
(Speech, Occupational Therapy, and Physical Therapy)

Lunch/Recess

Quiet Time

Math

Specials
(Art, Music, Library, and Physical Education)

Science (Health)/Social Studies (Second Step)

Dismissal



Calendar Activities


(Are a big part of our morning and math program)

- **Our activities include math concepts, listening, and speaking activities**

Here are some of the activities that may be done during this time:

- **Calendar activities (days of the week, months of the year, writing the date)**
- **Counting to 100 by 10s and 1s**
- **Using a tens frame**
- **Graphing weather**
- **Counting money (learning names and values)**
- **Daily message**





Images of things found in our room.



ELA

Students will participate in activities that will develop their reading and writing skills. This will be accomplished through a developmental approach to learning.

Reading Instruction:

- Letter names and letter sounds**
- Identifying beginning, middle, and ending sounds within words**
- Rhyming**
- Recognizing, reading, and writing high frequency words**
- Identifying parts of a book**
- Reading with a partner**
- Independent reading**
- Listening to reading**
- Remembering and retelling important details in stories**
- Working in literacy station rotations**

*** The classrooms are supported by our aides and AIS Literacy teachers.**

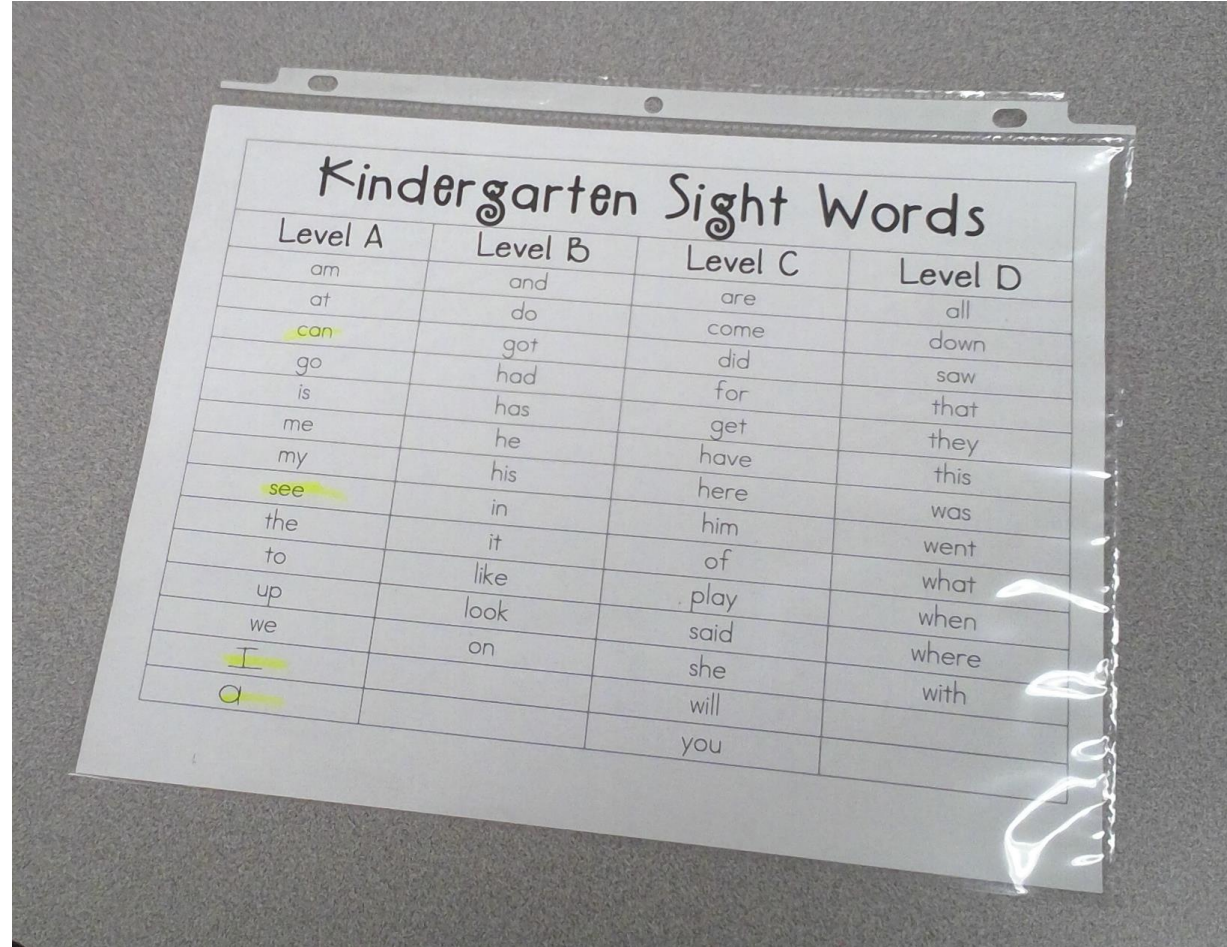


Writing Instruction:

- **Handwriting: learning correct letter formation for all upper and lowercase letters**
- **Learning to write their name the “school way”**
- **Generate ideas for writing in narrative, informational, and opinion writing**
- **Sharing/writing through pictures and words**
- **Adding details to pictures**
- **Stretching out sounds in words to write them**
- **Write high frequency words conventional using a word wall**



These are the sight words we will learn this year.



Kindergarten Sight Words			
Level A	Level B	Level C	Level D
am	and	are	all
at	do	come	down
can	got	did	saw
go	had	for	that
is	has	get	they
me	he	have	this
my	his	here	was
see	in	him	went
the	it	of	what
to	like	play	when
up	look	said	where
we	on	she	with
I		will	
a		you	



What do we do all day?



Play

Create



Wonder



Math

*** Students will participate in activities that will develop their mathematical thinking. This will be accomplished through a developmental approach to learning. Our math program is accomplished through a lot of concrete activities in small and large groups. (We have a new math program this year).**

- Counting by 1s and 10s up to 100
- Number system: write numbers up to 20
- Compare number values 1 – 10
- Addition
- Subtraction
- Measurement
- Geometry: 3-D and 2-D shapes
- Graphing
- Data Analysis



- The classrooms are supported by our aides and AIS Math teachers.

Science & Social Studies:

Science:

- Earth and Science: Weather and Climate
- Physical Science: Forces and Interactions (Pushes and Pulls)
- Life Science-Worm Scouts (new this year)
- STEM Experience(Gears & Pulleys)

Social Studies:

- At School
- All About Me
- Community
- Maps & Globes
- The Brassier Way
- Holidays and Special Events
- Current Events



Second Step:

Second Step is a classroom-based social skills program for children that teaches social emotional skills aimed at reducing impulsive and aggressive behavior while increasing social competence. The program builds on cognitive behavioral intervention models integrated with social learning theory, empathy research, and social information processing theories.

-Second Step is taught this year by Mrs. Gebhardt (School Psychologist)



Helpful Information

Contact Information:

- christina_bathgate@gateschili.org
- E-mail your concerns or send a note in your child's home folder

Digital Resources and Tools:

Schoology Course Information:

- Our Schoology Course is in the 'K ELA' folder—ALL communication and digital learning materials can be found here.

Parent Conferences

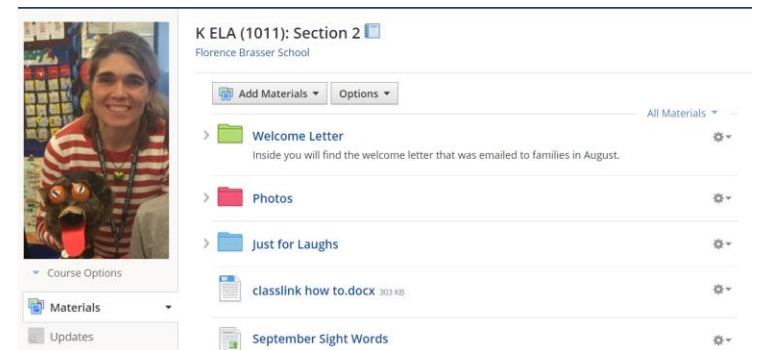
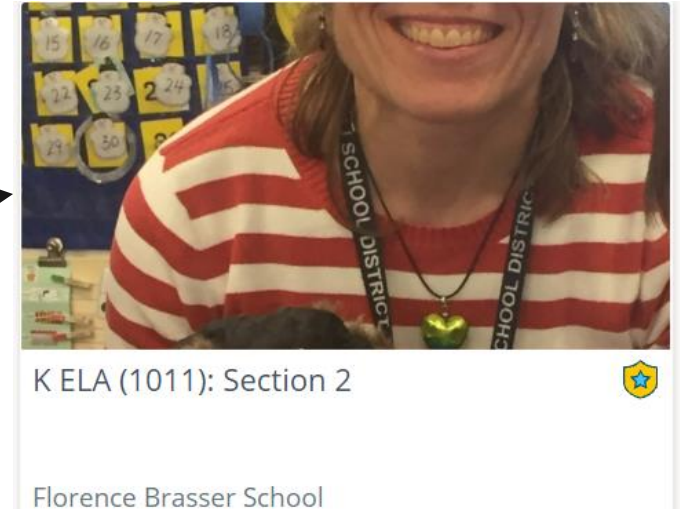
Monday, December 6th (Full Day Conferences)

Monday, December 13th (Evening Conference Date)

Progress Reports

- Information about Elementary Progress Reports is available on our website: www.gateschili.org/domani/48

Our goal as parents and educators is to provide necessary supports while fostering independent work habits and social behaviors

A screenshot of a Schoology course page. The course is titled 'K ELA (1011): Section 2' and is located at 'Florence Brasser School'. The page features a navigation menu with 'Add Materials' and 'Options' buttons. Below the menu, there is a list of materials: 'Welcome Letter' (with a sub-note: 'Inside you will find the welcome letter that was emailed to families in August.'), 'Photos', 'Just for Laughs', 'classlink how to.docx' (303 KB), and 'September Sight Words'. Each item has a star icon to its right. On the left side of the page, there is a profile picture of the same woman from the top image, along with 'Course Options', 'Materials', and 'Updates' sections.

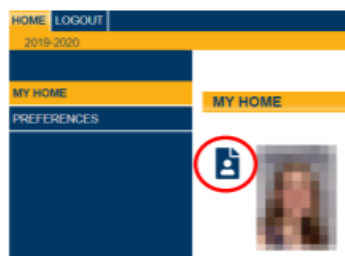


Schoolology Parent Access

Parents have the option to create accounts in Schoolology, which will allow access to your student's course content and assignments. There are two phases to creating your Schoolology parent account. The first phase is retrieving the access code within SchoolTool and the second phase is creating a Schoolology account. Please see the detailed instructions below.

Phase 1 (SchoolTool): Retrieving the Access Code

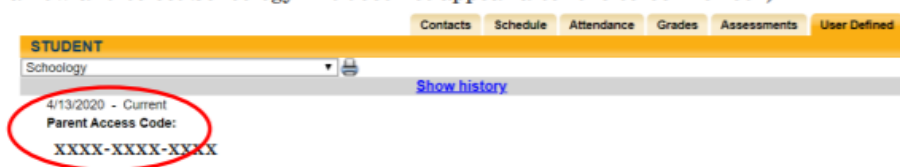
1. Visit SchoolTool Parent Portal – www.gateschili.org/SchoolTool
 - a. If you do not have a SchoolTool Parent Portal Account, please contact support@gateschili.org.
2. Login using your SchoolTool Parent Portal username and password
3. Click on the student icon



4. Click on the User Defined Tab



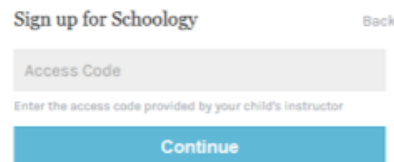
5. The screen will refresh, and the Schoolology access code will be listed (use the dropdown arrow and select Schoolology if it does not appear after the screen refresh)



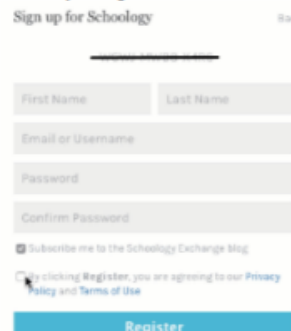
6. Repeat steps 3-5 if you have multiple students in the district. Each student will have a unique code. In Phase 2, you will need a separate access code for each student.

Phase 2 (Schoolology): Register for Schoolology Access

1. Visit www.gateschili.org/SchoolologyParentSignUp
2. Enter your student's 12-digit access code located in SchoolTool



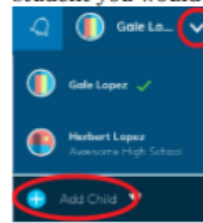
3. Enter your personal information and click Register



4. Once you have registered, you'll be taken to the Parent View of Schoolology. To switch to the Student View, simply click the down arrow next to your name and then select your child.
5. Now you can view all the Courses that your child is enrolled in:



6. If you have multiple students in the district, each student will have a unique code, which is in the SchoolTool Parent Portal. To add another student in your Schoolology parent account, click the arrow to the right of your name and select, "Add Child." From there, enter the next student code for the child you would like to add. Complete this step for each additional student you would like to add. Schoolology will allow you to switch between your students.

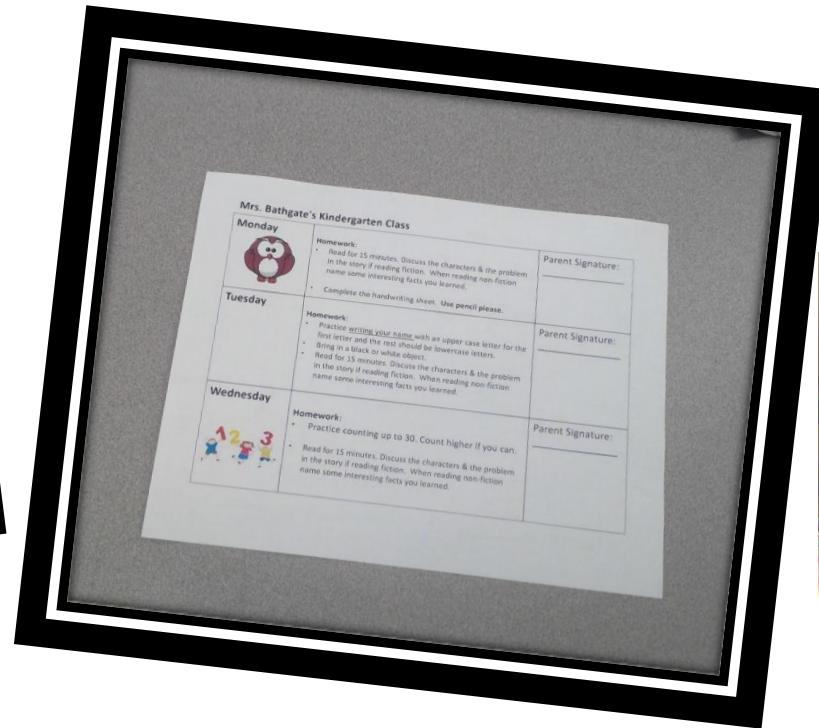


If you need assistance, go to www.gateschili.org/Schoolology. If you experience any complications, please contact support@gateschili.org for support.

Daily Communication

Please check your child's home folder each night and sign the parent signature section on the homework log.

Please write me notes on the homework log and feel free to email me.
christina_bathgate@gateschili.org





Homework

Every night students need to read for 10-15 minutes.

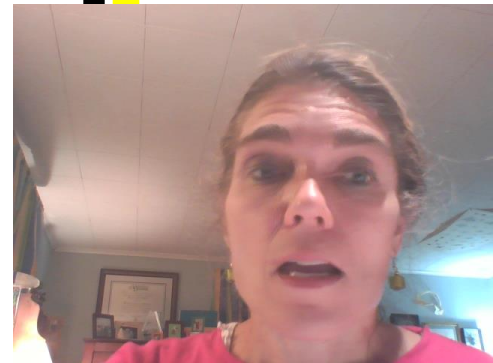

Weekly expect the following:

Look at the homework log to complete any assignments listed

Mondays-Handwriting, review the name of the letter and the letter sound

Math homework –Usually on Wednesdays.


Thursday-Read the take home reader.




Other

Please sign the availability form for parent teacher conferences tonight and please provide an accurate email address.

- Just like last year the parent conferences can be held virtually.
- Please sign up to bring in items needed for parties throughout the year.





Thank You...

for taking the time to attend tonight!

I look forward to working with you and your child this year. It is going to be a wonderful year filled with exciting learning activities!

On the Road to Learning!

